



RTTS V1.03

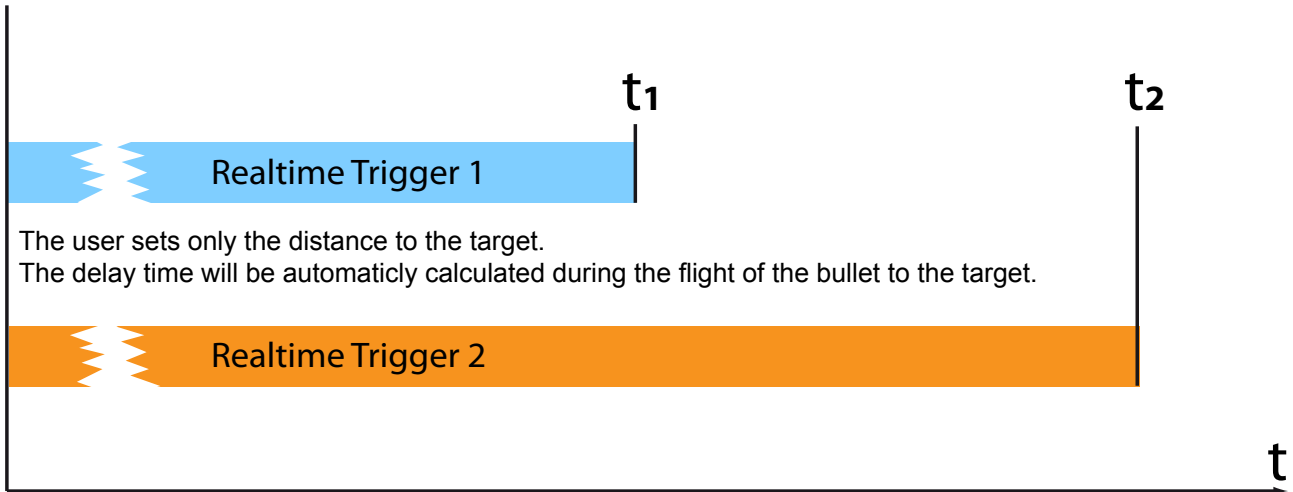
Real Time Trigger System: The ultimate tool for high speed photography

The Real Time Trigger Systems are specially developed to photograph very fast and free flying objects precisely. The RTTS makes the very exact synchronisation of measurement units (e.g. Oszilloscopes), flashes and/or cameras in realtime to free flying objects, like bullets, possible.

Function:

Parallel start of 2 Realtime Trigger.

Startsignal





RTTS V1.03

Real Time Trigger System

Extremely simple in use, highly precise, reduction of cost and friendly to your nerves. **100% hit rate** ...

The Real Time Trigger Systems are specially developed to photograph very fast and free flying objects precisely. The RTTS makes the very exact synchronisation of measurement units (e.g. Oszilloscopes), flashes and/or cameras in realtime to free flying objects, like bullets, possible.

The RTTS are used in ballistics, criminology, defense technology, aircraft construction, material test, security, physical experiments and many other fields.



General technical data RTTS

- * Highly precise speed measurement with 40 MHz resolution.
- * Speed measurements from about 10 m/s upwards.
- * Measurement of the PC and software response and CPU time during every measurement.
- * Highly precise triggering of any projectiles with any rates to almost any distances. Even projectiles with projectile rates fluctuating very strongly are triggered very precisely.

That the cameraflash is triggered on the just fired, speed measured, and at that time on target flying bullet. It is guaranteed that the trigger is always done with extreme precision.

Technical data RTTS V1.03:

- * Two in Realtime calculated maintriggers make extremely long delay times available: After your input of the triggering distance into the computer, the system calculates speed and delay times and makes the hardware setup automatically.
- * The version 1.03 of the RTTS makes a maximum trigger time of 1.024 seconds per output available to the customer.

For example: In this time, a bullet in .308 is moving approx. 600 meters. These data suffice for most extreme applications

There are many possibilities for photographing projectiles. In order to show you the advantages of the RTTS, in the following section we would like to explain to you some different kinds of triggers used most frequently.



Das System basiert auf der FPG-Steuerkarte BMS 100, hochgenaue Geschwindigkeitsmessung mit 40 MHz Auflösung,



RTTS V1.03

Real Time Trigger System

(1) Triggering by manual delay period adjustment:

This is surely the most used Triggermethod. After the velocity of a projectile was determined with a velocity measuring system, normally the delay period must be adjusted to the trigger system manually. Triggering itself occurs through one of the two measuring light screens or with a photosensor as in Pos(1). At the end of the delay period, the flash is triggered.

System-dependently these are some disadvantages. Partly, there are considerable differences of triggerpoints caused by using one projectile for speed measurement and another for triggering since there may be a difference in projectiles speed, too. And so, sometimes, it's necessary to do several high-cost attempts until you receive an exact result. To achieve an exact triggerpoint is often a lucky hit because the speed of the projectile depends on the ammunition and on the weapon being used.

Please consider about the following table, this table illustrates very clear the real difference between triggering with the RTTS (4) and the manual Triggermethod (3). In contrast to the manual trigger delay setup, the RTTS triggers very reliably and precisely by automatic adaptation of the Triggerdelay to the measured speed.



(2) RTTS, trigger point calculated during projectiles flight.

The customer determines the desired trigger point before the measurement. According to the speed measurement, the RTTS calculates the trigger time for the projectile measured just like before. After that the calculated data is programmed into the hardware. At the expiration of the trigger time, the trigger will be activated hardware controlled.

Advantages

- Very flexible usage
- Very high accuracy of the trigger point.
- The triggerpoint is still calculated by the RTTS while the projectile flies to its target.
- The triggerpoint can be calculated linear within a short area up to 10 meters. (linear means: A fixed speed loss per meter has been automatically considered in the calculation of the trigger point). Even great variations in velocity are insignificant for the exact triggerposition in such a short distance.
- Triggering with exterior ballistic calculation is also possible for longer trigger distances, too.
- The maximum trigger distance in the case of a 1000 m/s projectile: To about 750 meters.
- The usually time for a complete calculation of triggerpoint with a PENTIUM 100 System will be about 12 mikrosekonds with linear calculations. A bullet with 1000m/s will move 12mm in this time.
- Through the very high efficiency of the RTTS system (can achieve a virtually 100 percent hit rate) the costs for ammunition, working time and material to be tested can be lowered drastically.
- With the very high accuracy of the RTTS system it is now possible to get an insight into very fast processes, e.g. the effect of projectiles can be shown exactly and reproduceable.
- Even photos in macro area, which require a very accurate positioning deriving from the high scale model, are no longer a problem by using the RTTS system.



Disadvantages

Please search for yourself, we can't find any.



RTTS V1.03












Real Time Trigger System

Table (1)

In the following table we want to show you optically the advantages of the RTTS.

1. In the left column you see the pictures we captured with a SensiCam camera, triggered with the RTTS.
2. In the second column you will find the number of measurement. This numbers you will find also in the charts below the following table.
3. The third column contains the, with the RTTS measured, speed of the shown bullet.
4. In the fourth column shows the from the user adjusted triggerdistance and the from the RTTS for this shot calculated delay Time. Please note, how the delay time is changed by the different speeds.
5. The fifth column contains the difference from the RTTS- to the manual kind of trigger, if you would work with the manual triggermethod.
6. In column six you will find some comments to the shown pictures.

Please note, that with the manual trigger only two projectiles would be shown on the pictures. From one of them you would only see the base

Pictures triggered by RTTS	Nr.	V in m/s	Triggerpoint and trigger delay RTTS	Manual Triggerpoint	Comments for manual Triggering
	1	340,48	1,23 meter 3,619 mSek	1,230 meter 3,619 mSek +0,0 mm	Reference Setup for manual Trigger. First shot with manual Triggering no picture.
	2	349,32	1,23 meter 3,527 mSek	1,262 meter +32mm	Bullet approx. 5mm outside the picture area.
	3	397,84	1,23 meter 3,096 mSek	1,437 meter +207mm	Bullet approx. 180mm outside the picture area.
	4	394,66	1,23 meter 3,121 mSek	1,426 meter +196mm	Bullet approx. 185mm outside the picture area.
	5	366,85	1,23 meter 3,358 mSek	1,325 meter +95mm	Bullet approx. 70mm outside the picture area
	6	389,85	1,23 meter 3,160 mSek	1,408 meter +178mm	Bullet approx. 152mm outside the picture area
	7	415,21	1,23 meter 2,967 mSek	1,500 meter +270mm	Bullet approx. 245mm outside the picture area
	8	343,36	1,23 meter 3,589 mSek	1,240 meter +10mm	You would see the bullet in the left picture area
	9	347,54	1,23 meter 3,545 mSek	1,256 meter +26mm	you would see the base of the bullet in the picture
	10	391,02	1,23 meter 3,151 mSek	1,413 meter +183mm	Bullet approx. 158mm outside the picture area
	11	834,24	1,23 meter 1,475 mSek	3,014 meter +1784mm	222 Rem. Magnum Bullet 1.759 meter outside the picture area.

RTTS V1.03

Real Time Trigger System

With the following two diagrams, we would like to represent the values of the table above again in a graphic chart. In the first chart, you see that the trigger position is kept very precisely from the RTTS (blue graph). The green graph shows, that the trigger position varies directly proportionally while manual triggering with the speed of the projectile. The user has to define, while manual triggering, a very big area around the projectiles of this series to see at all. Unfortunately, the user will see his point of interest very small. Details as in the pictures from table (1), are no more to be recognized.

Annotation to the ammunition shown in the table.

We received the used cartridges .22 lFB in a plastic bag from a gunsmith. Neither make nor approximate speed values of the ammunition were known. (Normally a horrible scenario and impossible to do with the manual system like pos. (1)). With the RTTS, we captured from the first shot the desired pictures. The picture no. 12 was also placed for the demonstration of the possibilities of the trigger system in this measuring series.

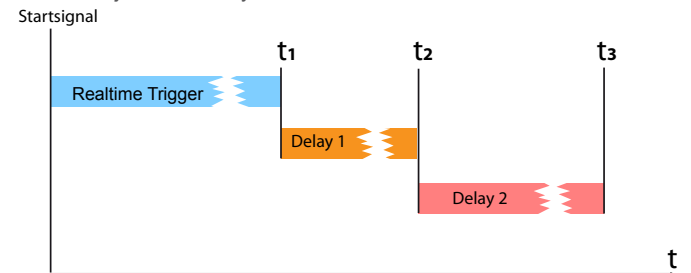
This measuring series was fired and photographed real.

Its not a Trick, ... it's Kurzzeitmesstechnik

Comparison between RTTS V1.02 and V1.03

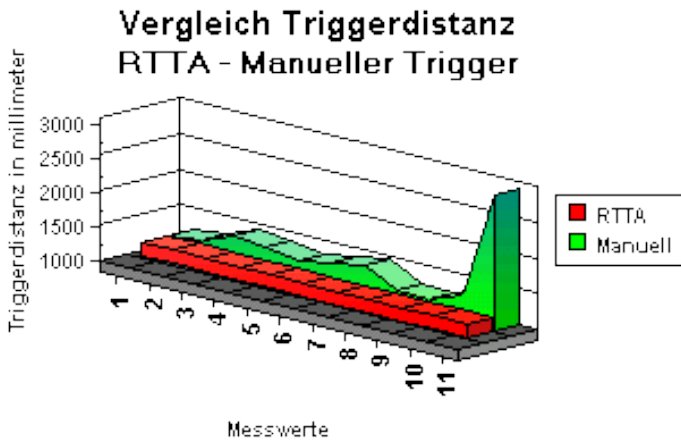
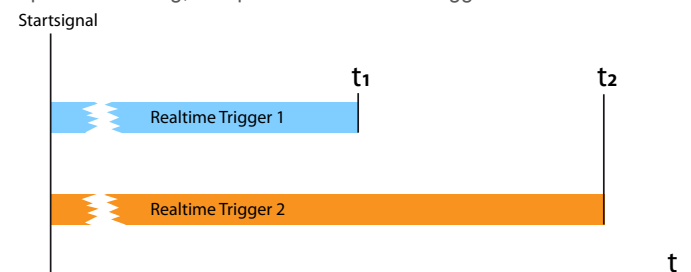
RTTS V 1.02

3 sequential trigger with one Real Time trigger and two following manual adjustable delay times.

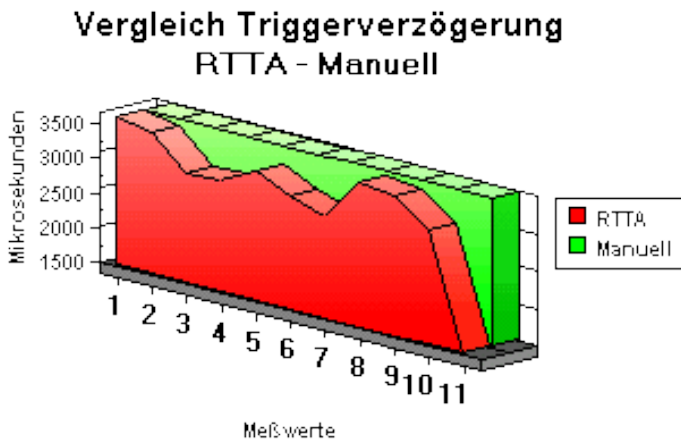


RTTS V 1.03

2 parallel starting, independant Real Time trigger.



At the second chart, the RTTS trigger delay is compared to the manual triggering. While manual triggering (yellow graph), the trigger delay in the case of all measured values the same. The RTTS (blue graph) adapt the trigger delay to the real speed of the right now measured bullet and set the trigger point in this way very precisely



Haftungsausschluss

1. Inhalt des Onlineangebotes

Der Autor übernimmt keinerlei Gewähr für die Aktualität, Korrektheit, Vollständigkeit oder Qualität der bereitgestellten Informationen. Haftungsansprüche gegen den Autor, welche sich auf Schäden materieller oder ideeller Art beziehen, die durch die Nutzung oder Nichtnutzung der dargebotenen Informationen bzw. durch die Nutzung fehlerhafter und unvollständiger Informationen verursacht wurden sind grundsätzlich ausgeschlossen, sofern seitens des Autors kein nachweislich vorsätzliches oder grob fahrlässiges Verschulden vorliegt. Alle Angebote sind freibleibend und unverbindlich. Der Autor behält es sich ausdrücklich vor, Teile der Seiten oder das gesamte Angebot ohne gesonderte Ankündigung zu verändern, zu ergänzen, zu löschen oder die Veröffentlichung zeitweise oder endgültig einzustellen.

2. Verweise und Links

Bei direkten oder indirekten Verweisen auf fremde Internetseiten ("Links"), die außerhalb des Verantwortungsbereiches des Autors liegen, würde eine Haftungsverpflichtung ausschließlich in dem Fall in Kraft treten, in dem der Autor von den Inhalten Kenntnis hat und es ihm technisch möglich und zumutbar wäre, die Nutzung im Falle rechtswidriger Inhalte zu verhindern.

Der Autor erklärt daher ausdrücklich, dass zum Zeitpunkt der Linksetzung die entsprechenden verlinkten Seiten frei von illegalen Inhalten waren. Der Autor hat keinerlei Einfluss auf die aktuelle und zukünftige Gestaltung und auf die Inhalte der gelinkten/verknüpften Seiten. Deshalb distanziert er sich hiermit ausdrücklich von allen Inhalten aller gelinkten /verknüpften Seiten, die nach der Linksetzung verändert wurden. Diese Feststellung gilt für alle innerhalb des eigenen Internetangebotes gesetzten Links und Verweise sowie für Fremdeinträge in vom Autor eingerichteten Gästebüchern, Diskussionsforen und Mailinglisten. Für illegale, fehlerhafte oder unvollständige Inhalte und insbesondere für Schäden, die aus der Nutzung oder Nichtnutzung solcherart dargebotener Informationen entstehen, haftet allein der Anbieter der Seite, auf welche verwiesen wurde, nicht derjenige, der über Links auf die jeweilige Veröffentlichung lediglich verweist.

3. Urheber- und Kennzeichenrecht

Der Autor ist bestrebt, in allen Publikationen die Urheberrechte der verwendeten Grafiken, Tondokumente, Videosequenzen und Texte zu beachten, von ihm selbst erstellte Grafiken, Tondokumente, Videosequenzen und Texte zu nutzen oder auf lizenzfreie Grafiken, Tondokumente, Videosequenzen und Texte zurückzugreifen.

Alle innerhalb des Internetangebotes genannten und ggf. durch Dritte geschützten Marken- und Warenzeichen unterliegen uneingeschränkt den Bestimmungen des jeweils gültigen Kennzeichenrechts und den Besitzrechten der jeweiligen eingetragenen Eigentümer. Allein aufgrund der bloßen Nennung ist nicht der Schluß zu ziehen, dass Markenzeichen nicht durch Rechte Dritter geschützt sind!

Das Copyright für veröffentlichte, vom Autor selbst erstellte Objekte bleibt allein beim Autor der Seiten. Eine Vervielfältigung oder Verwendung solcher Grafiken, Tondokumente, Videosequenzen und Texte in anderen elektronischen oder gedruckten Publikationen ist ohne ausdrückliche Zustimmung des Autors nicht gestattet.

4. Datenschutz

Sofern innerhalb des Internetangebotes die Möglichkeit zur Eingabe persönlicher oder geschäftlicher Daten (Emailadressen, Namen, Anschriften) besteht, so erfolgt die Preisgabe dieser Daten seitens des Nutzers auf ausdrücklich freiwilliger Basis. Die Inanspruchnahme und Bezahlung aller angebotenen Dienste ist - soweit technisch möglich und zumutbar - auch ohne Angabe solcher Daten bzw. unter Angabe anonymisierter Daten oder eines Pseudonyms gestattet.

5. Rechtswirksamkeit dieses Haftungsausschlusses

Dieser Haftungsausschluss ist als Teil des Internetangebotes zu betrachten, von dem aus auf diese Seite verwiesen wurde. Sofern Teile oder einzelne Formulierungen dieses Textes der geltenden Rechtslage nicht, nicht mehr oder nicht vollständig entsprechen sollten, bleiben die übrigen Teile des Dokumentes in ihrem Inhalt und ihrer Gültigkeit davon unberührt.

Disclaimer

1. Online-contents

The author reserves the right not to be responsible for the topicality, correctness, completeness or quality of the information provided. Liability claims regarding damage caused by the use of any information provided, including any kind of information which is incomplete or incorrect, will therefore be rejected.

All offers are not-binding and without obligation. Parts of the pages or the complete publication including all offers and information might be extended, changed or partly or completely deleted by the author without separate announcement.

2. Referrals and links

The Author is not responsible for any contents linked or referred to from his pages - unless he has full knowledge of illegal contents and would be able to prevent the visitors of his site from viewing those pages. If any damage occurs by the use of information presented there, only the author of the respective pages might be liable, not the one who has linked to these pages. Furthermore the author is not liable for any postings or messages published by users of discussion boards, guestbooks or mailinglists provided on his page.

3. Copyright

The author intended not to use any copyrighted material for the publication or, if not possible, to indicate the copyright of the respective object.

The copyright for any material created by the author is reserved. Any duplication or use of such diagrams, sounds or texts in other electronic or printed publications is not permitted without the author's agreement.

4. Data security

If the possibility for the input of personal or business data (email addresses, name, addresses) exists, the input of these data takes place voluntarily. The use and payment of all offered services are permitted - if and so far technically possible and reasonable - without specification of such data or under specification of anonymized data or an alias.

5. Legal force of this disclaimer

This disclaimer is to be regarded as part of the internet publication which you were referred from. If sections or individual formulations of this text are not legal or correct, the content or validity of the other parts remain uninfluenced by this fact.